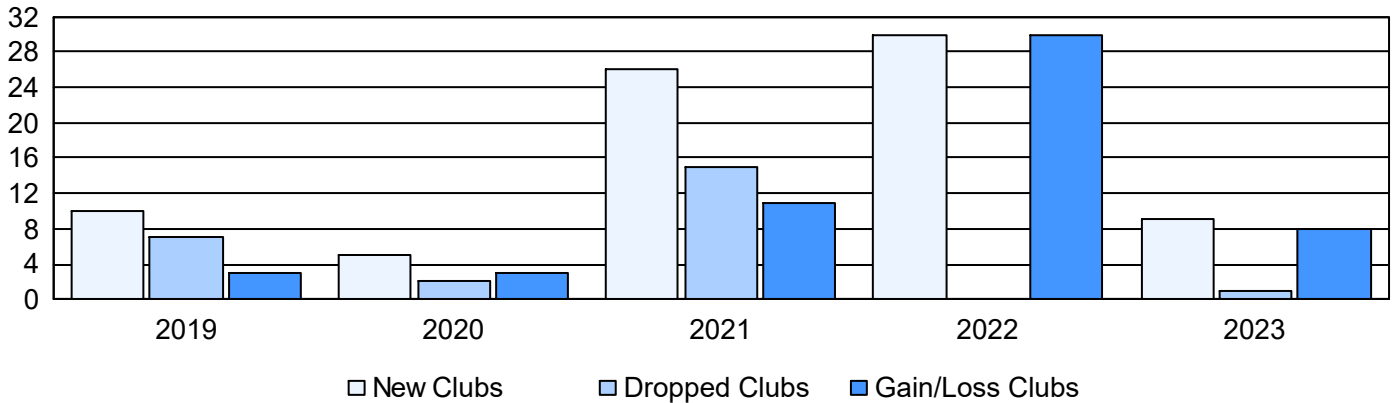
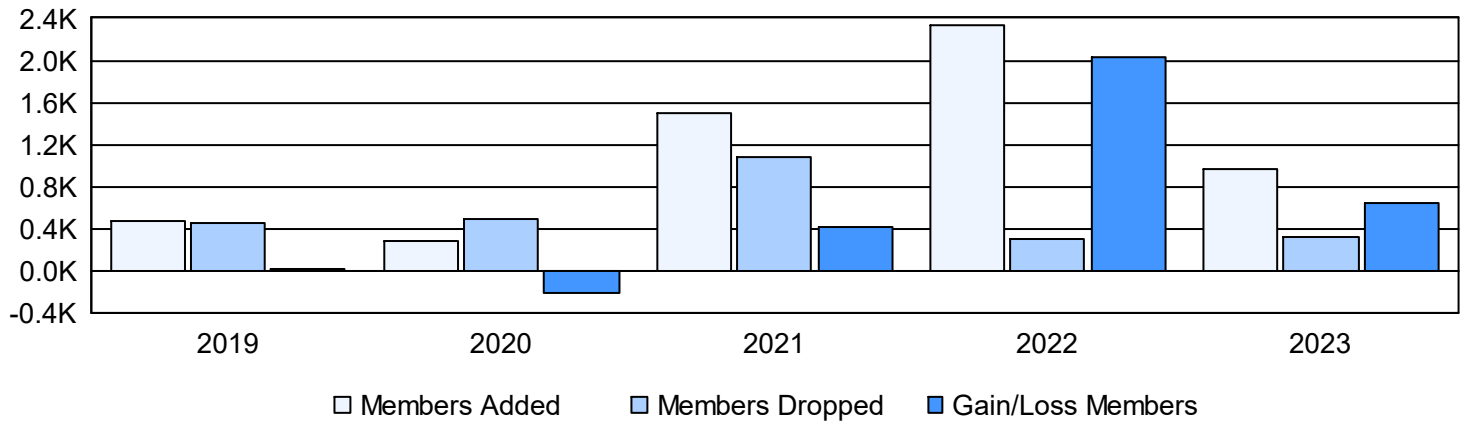


| Year | New Clubs | Dropped Clubs | Gain/ Loss Clubs | New Members | Charter Members | Reinstate Members | Transfer Members | Total Member Added | Total Members Dropped | Gain/ Loss Members |
|----------------|-----------|---------------|------------------|-------------|-----------------|-------------------|------------------|--------------------|-----------------------|--------------------|
| 2018-2019 | 10 | 7 | 3 | 234 | 234 | 10 | 1 | 479 | 456 | 23 |
| 2019-2020 | 5 | 2 | 3 | 134 | 120 | 13 | 5 | 272 | 481 | -209 |
| 2020-2021 | 26 | 15 | 11 | 691 | 736 | 31 | 44 | 1,502 | 1,081 | 421 |
| 2021-2022 | 30 | 0 | 30 | 1,120 | 952 | 214 | 54 | 2,340 | 309 | 2,031 |
| 2022-2023 | 9 | 1 | 8 | 668 | 216 | 43 | 40 | 967 | 326 | 641 |
| Average | 16 | 5 | 11 | 569 | 452 | 62 | 29 | 1,112 | 531 | 581 |

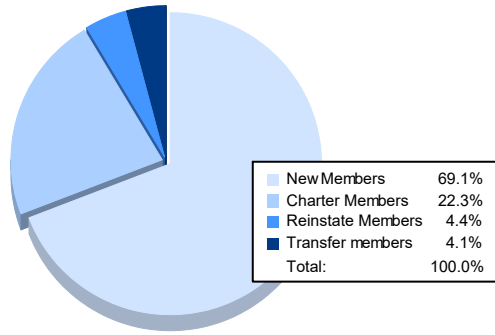
Clubs



Members



Membership Composition June 2023 Cumulative



Gender Composition June 2023 Cumulative

